

EAST RUTHERFORD BUREAU OF FIRE SAFETY
312 GROVE STREET
EAST RUTHERFORD, NJ 07073
201-728-9323

Certificate of Smoke Detector & Carbon Monoxide Alarm Compliance Application
Condominium, One & Two Family Dwellings

Type of Dwelling: ☐ Condominium ☐ One Family ☐ Two Family

Property for which application is made:

Address _____ **Block:** _____ **Lot:** _____ **Qual #:** _____

Present Owner Information:

Name: _____ **Contact Number:** _____

Address: _____

New Owner Information:

Name: _____ **Contact Number:** _____

Address: _____

Property Information:

Detailed description of dwelling: _____

Agent Information:

Name: _____ **Contact Number:** _____

Address: _____

Signature of Applicant:

Applicant's authorization: I hereby authorize _____ to act as my agent in matter pertaining to this application.

Date inspection is needed to be completed by. _____

Applicant Signature/Owner's or Agents Signature

Please make checks payable to: East Rutherford Bureau of Fire Safety

Office use only:

Date Received: _____ **Amount:** _____ **Check #** _____ **Receipt #:** _____ **By Whom:** _____

Fee: - The fee must be paid at time of submittal. The fee is based on when the application is received:

More than 10 business days prior to change of occupant. \$45.00

4 to 10 business days prior to change in occupant. \$90.00

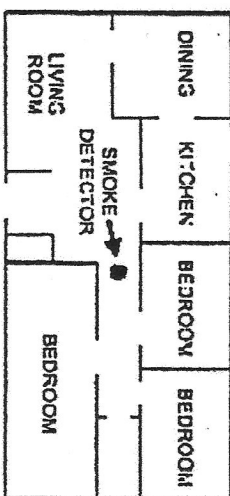
Less than 4 business days prior to change of occupant. \$161.00

If subsequent inspections are required, the above fee must be paid prior to the inspection being performed.

Recommended Locations for Smoke Detectors

CENTRALIZED BEDROOMS

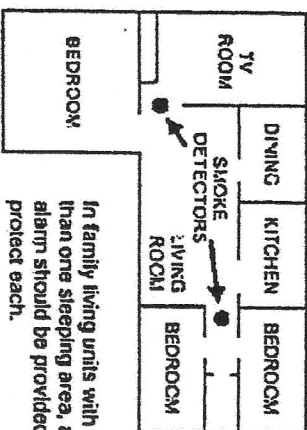
If all the bedrooms in your house are located in one centralized area.



A smoke alarm should be located between the sleeping area and the rest of the family living unit.

NON-CENTRALIZED BEDROOMS

If all the bedrooms in your house are not located in one centralized area.



In family living units with more than one sleeping area, a smoke alarm should be provided to protect each.

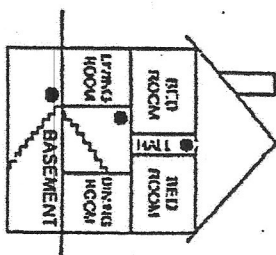
REQUIREMENTS FOR FIRE EXTINGUISHERS IN ONE-AND-TWO FAMILY DWELLINGS AT CHANGE OF OCCUPANCY

1. The extinguisher must be rated for residential use consisting of an A-B-C type;
2. No larger than a 10 pound rated extinguisher;
3. Mounted within 10 feet of the kitchen area, unless otherwise permitted by the enforcing agency.

*** PLEASE CONTACT THIS OFFICE FOR PROPER PLACEMENT OF DETECTORS AND EXTINGUISHERS ***

MULTI-LEVEL HOMES

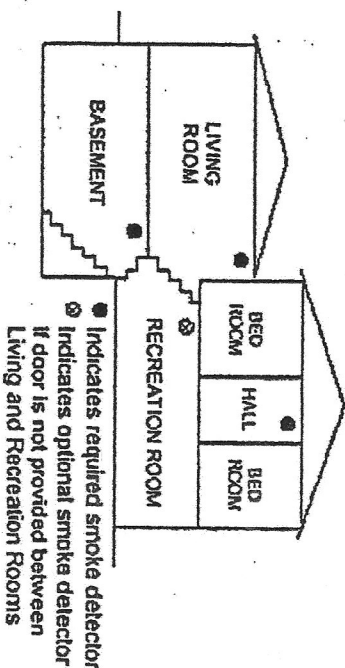
If you have a multi-level house.



A smoke detector should be located on each story.

OPEN ROOM ACCESS HOMES

If you have a multi-level house with open room access.



[back to top](#)

Placement Of Carbon Monoxide Detectors

Proper placement of a carbon monoxide detector is important. If you are installing only one carbon monoxide detector, the Consumer Product Safety Commission (CPSC) recommends that it be located near the sleeping area, where it can wake you. Additional detectors on every level and in every bedroom of a home provide extra protection.

When considering where to place a carbon monoxide detector, keep in mind that although carbon monoxide is roughly the same weight as air, it is produced from incomplete combustion of heating and cooking appliances. If this is the case, carbon monoxide will rise with the warmer air.

Homeowners should remember not to install carbon monoxide detectors directly above or beside fuel-burning appliances since they can emit a small amount of carbon monoxide upon start-up.